

Signify Classified - Internal
Cooper Lighting Solutions Photometric Lab
1121 Highway 74 South
Peachtree City, GA 30269



Scaled data based on original data using
LM-79-08 Approved Method: Electrical and Photometric Measurements of Solid-
State Lighting Products

Test Report Prepared for
Cooper Lighting Solutions
(formerly Eaton)

Brand: INVUE

Report Number: P869064

Luminaire Tested: **EMM2-HSN-SA2B-740-U-T4W-HSS**

Issue Date: 08/22/2024



Test Information

Test Method: LM-79-08
Report Number: P869064
Test Lab: INNOVATION CENTER(G3)
Issue Date: 08/22/2024
Manufacturer: COOPER LIGHTING SOLUTIONS (FORMERLY EATON)
Product Line: INVUE
Catalog Number: EMM2-HSN-SA2B-740-U-T4W-HSS
Description: EPIC MODERN SHORT HOUSING DISCRETE LED ARRAYS 100W 70CRI 4000K
FIXTURE w/ TYPE IV WIDE DISTRIBUTION OPTIC AND HOUSE SIDE SHIELD
Light Source: (20) 4000K CCT, 70 CRI LEDS
Ballast/Driver: ELECTRONIC DRIVER

Summary

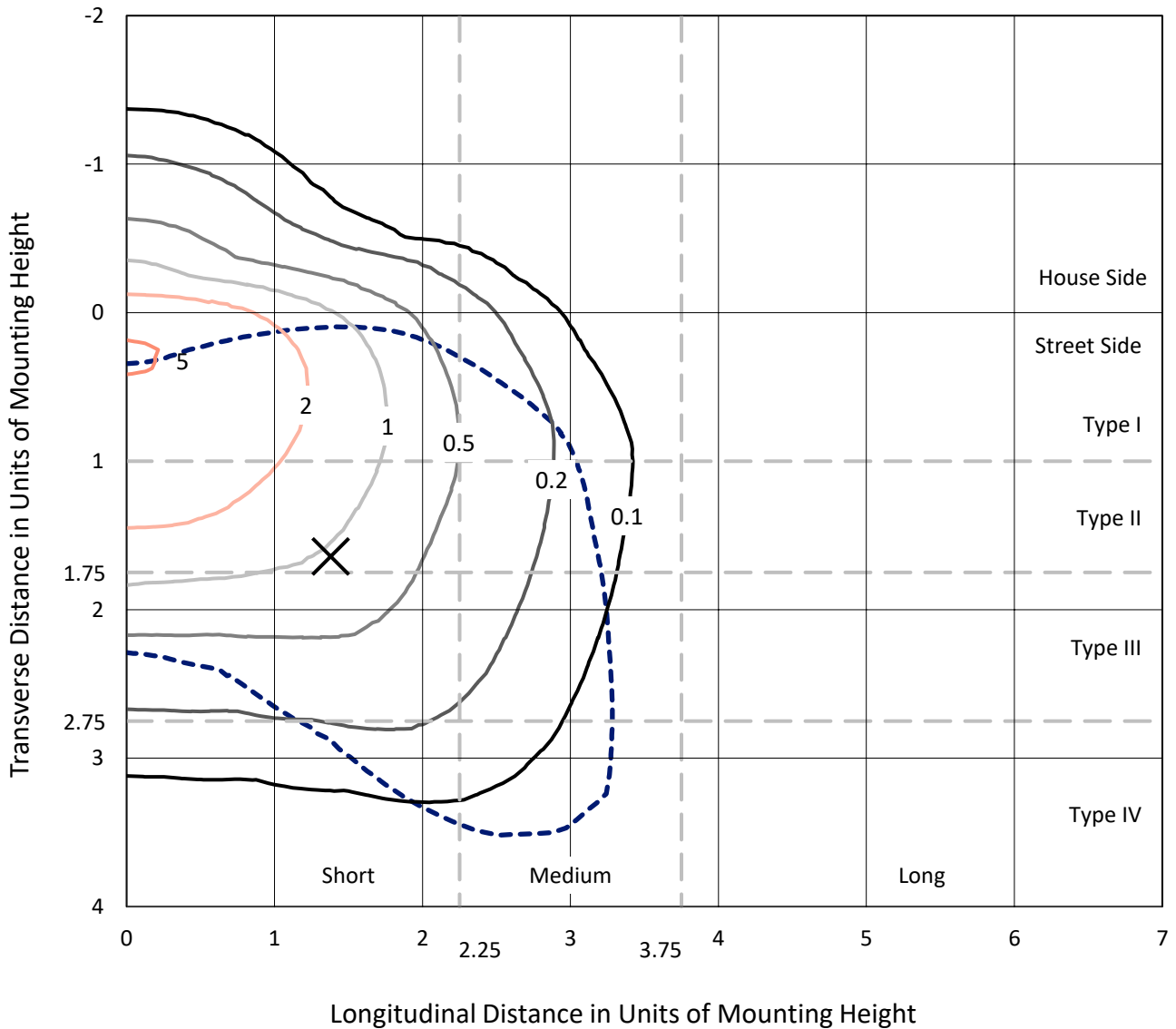
Lumens per Lamp: N/A
Luminaire Lumens: 9082.8 lumens
Efficiency: N/A
Efficacy: 100.9 lumens/watt
Luminous Opening: Rectangular (W 0.67' x L: 0.33' x H: 0')
IES Classification: Type IV - Short
BUG Rating: B1 - U0 - G2

Input Watts (W): 90
Input Voltage (V): 120
Input Current (A_{in}): NR
Voltage Rise (V): NR
Power Factor: 0.99
Total Harmonic Distortion (THDi): 6.20%
Frequency (hertz): 60
Stabilization Time: NR
Operation Time: NR
Ambient Temperature (°C): NR
Test Distance: 24 FT

REPORT NUMBER: P869064
 CATALOG NUMBER: EMM2-HSN-SA2B-740-U-T4W-HSS

Iso-Footcandle Lines of Horizontal Illumination

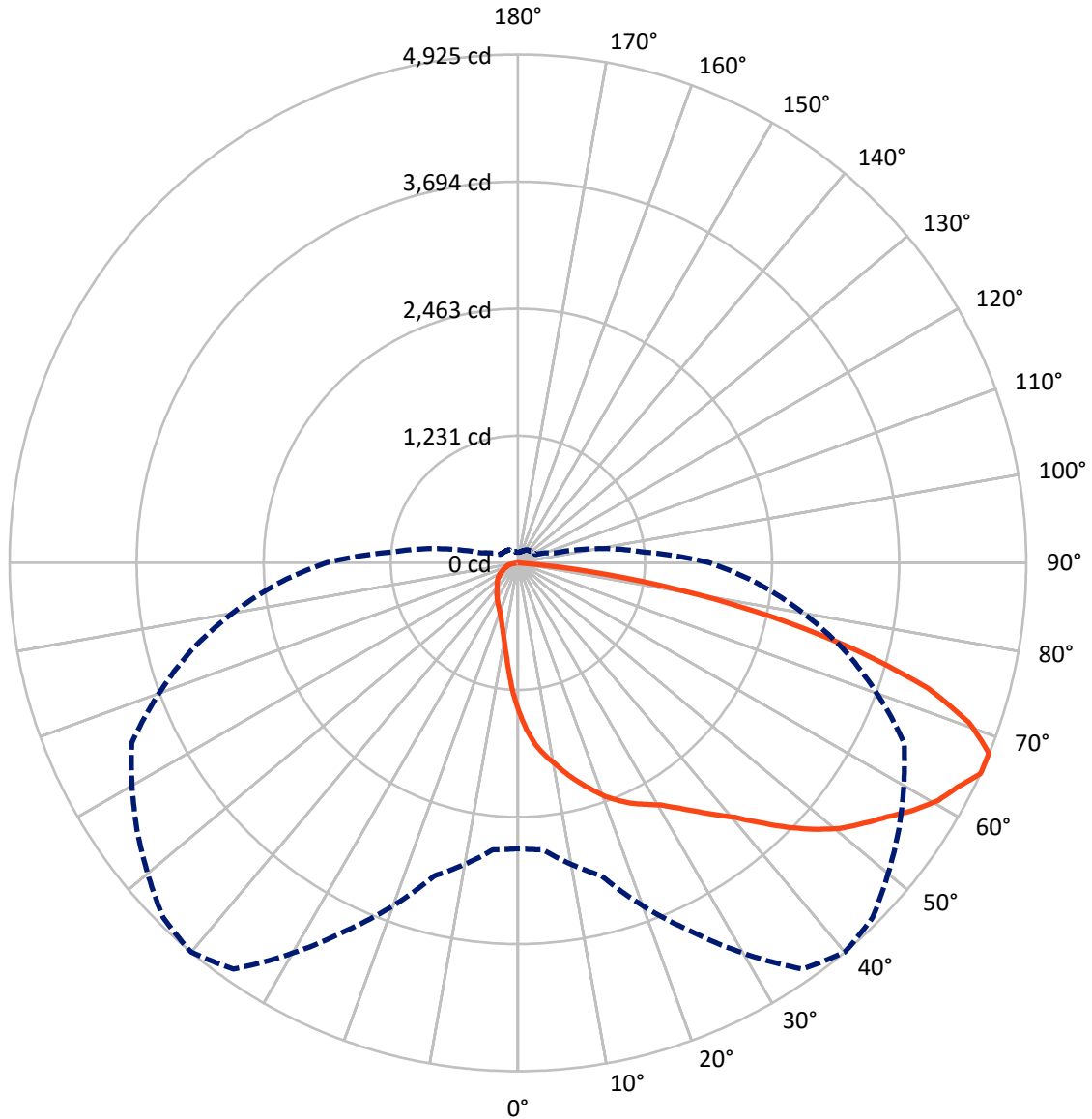
✕ Max cd
 - - - 1/2 Max cd



Based on 20 foot mounting height. Maximum calculated value = 5.2 fc
 Type IV - Short - N/A

REPORT NUMBER: P869064
CATALOG NUMBER: EMM2-HSN-SA2B-740-U-T4W-HSS

Luminous Intensity Polar Plot



— Vertical Plane Through 40-Deg Lateral - - - Horizontal Cone Through 65-Deg Vertical

REPORT NUMBER: P869064
 CATALOG NUMBER: EMM2-HSN-SA2B-740-U-T4W-HSS

FLUX DISTRIBUTION:

		Downward	Upward	Total
House Side	Lumens	1087.4	0.0	1087.4
	% Fixture	12.0	0.0	12.0
Street Side	Lumens	7995.4	0.0	7995.4
	% Fixture	88.0	0.0	88.0
Total	Lumens	9082.8	0.0	9082.8
	% Fixture	100.0	0.0	100.0

Coefficient of Utilization

ZONAL LUMENS:

Zone	Lumens	% Fixture
0°-10°	135.1	1.5
10°-20°	406.4	4.5
20°-30°	699.1	7.7
30°-40°	1056.7	11.6
40°-50°	1545.2	17.0
50°-60°	1973.5	21.7
60°-70°	1969.6	21.7
70°-80°	1155.0	12.7
80°-90°	142.3	1.6
90°-100°	0.0	0.0
100°-110°	0.0	0.0
110°-120°	0.0	0.0
120°-130°	0.0	0.0
130°-140°	0.0	0.0
140°-150°	0.0	0.0
150°-160°	0.0	0.0
160°-170°	0.0	0.0
170°-180°	0.0	0.0
0°-90°	9082.8	100.0
0°-180°	9082.8	100.0



REPORT NUMBER: P869064

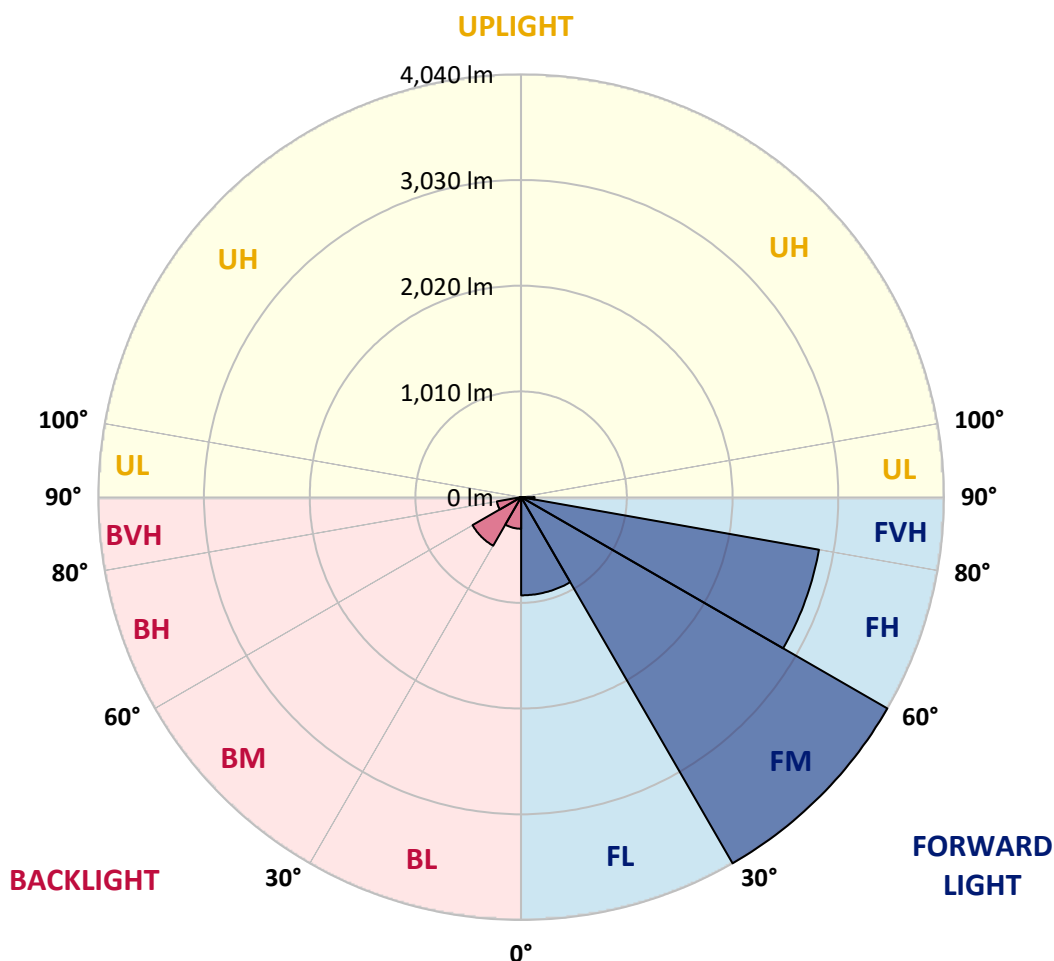
CATALOG NUMBER: EMM2-HSN-SA2B-740-U-T4W-HSS

LUMINAIRE CLASSIFICATION SYSTEM LUMEN TABLE AND BUG RATING:

Zone	Lumens	% Fixture	Zone Rating/Lumen Limit		
			B	U	G
FL (0°-30°)	938.1	10.3			
FM (30°-60°)	4039.6	44.5			
FH (60°-80°)	2889.1	31.8			G2/5000
FVH (80°-90°)	128.6	1.4			G2/225
BL (0°-30°)	302.4	3.3	B1/500		
BM (30°-60°)	535.8	5.9	B1/1000		
BH (60°-80°)	235.4	2.6	B1/500		G1/500
BVH (80°-90°)	13.7	0.2			G1/100
UL (90°-100°)	0.0	0.0		U0/0	
UH (100°-180°)	0.0	0.0		U0/0	

BUG Rating: B1-U0-G2

Type IV Short





REPORT NUMBER: P869064

CATALOG NUMBER: EMM2-HSN-SA2B-740-U-T4W-HSS

CANDELA DISTRIBUTION (FULL):

	0°	5°	15°	25°	35°	40°	45°	55°	65°	75°	85°
0°	1443.8	1443.8	1443.8	1443.8	1443.8	1443.8	1443.8	1443.8	1443.8	1443.8	1443.8
2.5°	1684.4	1676.7	1661.4	1648.6	1630.7	1615.3	1599.9	1571.8	1535.9	1505.2	1466.8
5°	1850.8	1838.0	1827.8	1812.4	1781.7	1768.9	1758.6	1699.8	1638.3	1574.3	1489.9
7.5°	1968.6	1978.8	1958.3	1935.3	1896.9	1881.5	1866.2	1807.3	1730.5	1638.3	1518.0
10°	2104.2	2106.8	2081.2	2053.0	2012.1	1981.4	1960.9	1889.2	1804.7	1702.3	1548.7
12.5°	2234.8	2234.8	2219.4	2178.5	2124.7	2096.6	2060.7	1978.8	1876.4	1756.1	1584.6
15°	2339.7	2344.9	2332.1	2301.3	2242.5	2204.1	2168.2	2073.5	1943.0	1817.5	1612.7
17.5°	2434.5	2431.9	2424.2	2396.1	2339.7	2309.0	2273.2	2168.2	2019.8	1866.2	1656.3
20°	2498.5	2498.5	2495.9	2480.5	2439.6	2416.5	2373.0	2262.9	2104.2	1937.8	1702.3
22.5°	2547.1	2544.5	2544.5	2547.1	2524.1	2501.0	2483.1	2373.0	2191.3	1999.3	1748.4
25°	2588.1	2585.5	2593.2	2598.3	2588.1	2582.9	2562.5	2478.0	2298.8	2071.0	1794.5
27.5°	2641.8	2649.5	2646.9	2646.9	2644.4	2649.5	2646.9	2575.3	2403.7	2147.8	1843.1
30°	2726.3	2739.1	2731.4	2721.2	2721.2	2723.7	2736.5	2690.4	2526.6	2242.5	1896.9
32.5°	2923.4	2910.6	2856.8	2821.0	2826.1	2828.7	2841.5	2815.9	2649.5	2350.0	1953.2
35°	3148.7	3133.3	3074.4	2992.5	2964.4	2954.1	2951.6	2936.2	2782.6	2465.2	2019.8
37.5°	3440.5	3445.6	3358.6	3240.8	3156.3	3092.4	3079.6	3046.3	2897.8	2570.1	2088.9
40°	3737.4	3717.0	3642.7	3527.5	3361.1	3243.4	3205.0	3158.9	3028.4	2680.2	2155.4
42.5°	4024.2	3985.8	3888.5	3763.0	3568.5	3440.5	3353.5	3294.6	3148.7	2800.5	2219.4
45°	4397.9	4287.8	4113.7	4001.1	3757.9	3653.0	3573.6	3443.1	3292.0	2920.8	2296.2
47.5°	4692.3	4479.8	4321.1	4272.5	3955.0	3857.8	3786.1	3604.3	3437.9	3056.5	2375.6
50°	4638.5	4508.0	4469.6	4426.1	4103.5	4044.6	3978.1	3788.6	3586.4	3199.9	2452.4
52.5°	4500.3	4515.7	4564.3	4490.1	4234.1	4193.1	4149.6	3985.8	3734.9	3317.6	2521.5
55°	4390.2	4420.9	4551.5	4528.5	4390.2	4344.1	4313.4	4180.3	3878.2	3425.1	2580.4
57.5°	4190.5	4164.9	4328.8	4595.0	4556.6	4520.8	4490.1	4385.1	4024.2	3501.9	2618.8
60°	3875.7	3781.0	4001.1	4513.1	4671.8	4676.9	4659.0	4538.7	4141.9	3501.9	2598.3
62.5°	3432.8	3343.2	3614.6	4239.2	4733.2	4781.9	4771.6	4592.4	4193.1	3425.1	2518.9
65°	2769.8	2790.3	3141.0	3929.4	4804.9	4925.2	4861.2	4505.4	4129.1	3276.7	2339.7
67.5°	2211.7	2273.2	2588.1	3527.5	4771.6	4922.7	4833.1	4259.7	3855.2	3069.3	2065.8
70°	1745.8	1786.8	2047.9	2984.8	4479.8	4638.5	4525.9	3883.4	3391.9	2749.3	1717.7
72.5°	1364.4	1402.8	1625.5	2388.4	3973.0	4157.3	4016.5	3376.5	2813.3	2332.1	1364.4
75°	1036.8	1064.9	1231.3	1840.6	3164.0	3394.4	3292.0	2703.2	2196.4	1845.7	1044.4
77.5°	668.1	706.5	893.4	1290.2	2234.8	2511.3	2524.1	2019.8	1579.5	1333.7	768.0
80°	442.9	458.2	573.4	839.6	1374.7	1589.7	1663.9	1364.4	1008.6	849.9	552.9
82.5°	184.3	204.8	273.9	422.4	688.6	691.2	791.0	576.0	409.6	360.9	233.0
85°	5.1	10.2	7.7	20.5	17.9	28.2	33.3	46.1	33.3	35.8	35.8
87.5°	0.0	0.0	2.6	2.6	5.1	5.1	5.1	5.1	5.1	7.7	5.1
90°	0.0	0.0	0.0	0.0	0.0	0.0	0.0	0.0	0.0	0.0	0.0



REPORT NUMBER: P869064

CATALOG NUMBER: EMM2-HSN-SA2B-740-U-T4W-HSS

CANDELA DISTRIBUTION (continued):

	90°	95°	105°	115°	125°	135°	145°	155°	165°	175°	180°
0°	1443.8	1443.8	1443.8	1443.8	1443.8	1443.8	1443.8	1443.8	1443.8	1443.8	1443.8
2.5°	1448.9	1425.9	1379.8	1343.9	1305.5	1277.4	1251.8	1223.6	1205.7	1208.3	1190.4
5°	1448.9	1405.4	1313.2	1231.3	1157.1	1103.3	1044.4	998.4	965.1	960.0	975.3
7.5°	1456.6	1384.9	1246.7	1123.8	1021.4	936.9	875.5	829.4	806.4	791.0	788.4
10°	1464.3	1369.5	1185.2	1029.1	901.1	808.9	755.2	704.0	678.4	675.8	668.1
12.5°	1469.4	1351.6	1128.9	934.4	801.2	714.2	660.5	619.5	599.0	599.0	596.5
15°	1487.3	1346.5	1070.0	862.7	724.4	640.0	593.9	560.6	547.8	540.1	537.6
17.5°	1502.7	1336.3	1018.8	791.0	655.3	581.1	537.6	514.5	501.7	496.6	494.1
20°	1525.7	1331.1	970.2	732.1	604.1	532.5	499.2	478.7	471.0	465.9	465.9
22.5°	1548.7	1326.0	921.6	680.9	560.6	496.6	465.9	448.0	440.3	437.7	435.2
25°	1576.9	1323.5	880.6	637.4	522.2	468.5	440.3	424.9	414.7	409.6	409.6
27.5°	1605.1	1326.0	839.6	593.9	488.9	442.9	414.7	396.8	389.1	378.9	381.4
30°	1643.5	1328.6	806.4	558.1	460.8	417.3	391.7	368.6	358.4	353.3	353.3
32.5°	1681.9	1338.8	773.1	524.8	432.6	396.8	366.1	345.6	332.8	330.2	327.7
35°	1722.8	1346.5	742.4	496.6	409.6	373.7	343.0	322.5	312.3	309.7	309.7
37.5°	1768.9	1359.3	719.3	471.0	386.5	350.7	322.5	302.1	294.4	291.8	291.8
40°	1817.5	1379.8	701.4	448.0	368.6	330.2	304.6	286.7	281.6	279.0	279.0
42.5°	1866.2	1397.7	686.1	430.1	350.7	312.3	291.8	273.9	266.2	266.2	266.2
45°	1912.2	1410.5	670.7	412.1	332.8	299.5	276.5	261.1	253.4	253.4	253.4
47.5°	1953.2	1423.3	647.7	394.2	314.9	281.6	263.7	248.3	240.6	240.6	240.6
50°	1996.7	1431.0	622.1	371.2	296.9	268.8	250.9	233.0	227.8	225.3	225.3
52.5°	2032.6	1431.0	588.8	348.1	276.5	250.9	235.5	220.2	212.5	207.4	207.4
55°	2058.2	1431.0	552.9	320.0	256.0	235.5	220.2	204.8	194.6	186.9	186.9
57.5°	2073.5	1423.3	512.0	286.7	235.5	215.0	204.8	186.9	166.4	151.0	145.9
60°	2060.7	1400.3	468.5	250.9	212.5	197.1	189.4	166.4	138.2	130.6	130.6
62.5°	2007.0	1346.5	424.9	220.2	194.6	179.2	171.5	145.9	125.4	117.8	117.8
65°	1855.9	1215.9	371.2	192.0	174.1	163.8	153.6	130.6	112.6	102.4	102.4
67.5°	1635.8	1049.6	309.7	169.0	156.2	148.5	140.8	117.8	99.8	89.6	89.6
70°	1326.0	847.3	263.7	148.5	138.2	133.1	125.4	107.5	87.0	79.4	79.4
72.5°	1041.9	665.6	220.2	133.1	128.0	117.8	112.6	94.7	79.4	71.7	71.7
75°	775.6	496.6	194.6	117.8	117.8	105.0	102.4	84.5	69.1	64.0	64.0
77.5°	570.9	368.6	169.0	102.4	102.4	92.2	87.0	74.2	64.0	58.9	58.9
80°	386.5	250.9	125.4	76.8	76.8	74.2	69.1	64.0	53.8	48.6	46.1
82.5°	163.8	105.0	61.4	38.4	35.8	28.2	23.0	17.9	17.9	15.4	15.4
85°	28.2	12.8	12.8	10.2	7.7	7.7	7.7	5.1	5.1	5.1	5.1
87.5°	5.1	5.1	5.1	5.1	5.1	5.1	2.6	2.6	2.6	2.6	2.6
90°	0.0	0.0	0.0	0.0	0.0	0.0	0.0	0.0	0.0	0.0	0.0

LM-79-2019: Approved Method: Electrical and Photometric Measurements of Solid-State Lighting Products

Report Prepared for

Cooper Lighting Solutions

Streetworks

Report Number: SP1-2407-157-5

Test Date: 08/07/2024

Luminaire Tested: MEM2-HTN-SA-40-740-U-5WQ-2

Data in this report applies to families of products including MEM2-HTN-SA-40-740-U-5WQ-2

Test Information

Test Method: LM-79-2019
 Report Number: SP1-2407-157-5
 Test Lab: COOPER LIGHTING SOLUTIONS
 Photometer: SP1 - 76IN SPHERE
 Measurement Geometry: 4π
 Issue Date: 08/20/2024
 Manufacturer: COOPER LIGHTING SOLUTIONS
 Product Line: Streetworks
 Catalog Number: **MEM2-HTN-SA-40-740-U-5WQ-2**
 Description: Epic Modern Light Square 40W 5WQ Optic and Flare Trim

Spectral Parameters

CCT (K): 3915
 CIE u': 0.2262
 CIE v': 0.5044
 Duv: 0.0010
 CIE x: 0.3850
 CIE y: 0.3816
 CIE z: 0.2334
 Peak Wavelength (nm): 449
 Dominant Wavelength (nm): 578
 Purity: 30.05482
 R_f: 73.2
 R_g: 93.9

CRI (Ra):	71.0		
R1:	67.6	R9:	-38.4
R2:	78.3	R10:	48.9
R3:	87.1	R11:	65.3
R4:	69.7	R12:	40.4
R5:	67.4	R13:	69.3
R6:	69.3	R14:	92.6
R7:	79.7	R15:	59.9
R8:	48.7		



Test Conditions

Stabilization Time: 21M
 Operation Time: 1H 21M
 Sphere Temperature (°C): 24.2

REPORT NUMBER: SP1-2407-157-5

Measurement and Test Equipment			
Instrument	Identification Number	Calibration Date	Calibration Due Date
Photometer	IN0058	6/18/2024	12/18/2024
Power Meter	INXT2011004	2/8/2024	2/8/2025
AC Power Source	IN0063	10/24/2023	10/24/2024
DC Power Source	IN0208	10/24/2023	10/24/2024
Sphere Thermometer	IN0085	10/24/2023	10/24/2024
Room Thermometer	IN0046	10/24/2023	10/24/2024

REPORT NUMBER: SP1-2407-157-5

CIE 1931 Chromaticity Diagram



CIE 1931 Chromaticity Diagram with 2017 ANSI 7-Step and 4-Step Quadrangles



Point lies inside the ANSI 4000K 4-step quadrangle

REPORT NUMBER: SP1-2407-157-5

Photopic Flux vs. Wavelength



Photopic Lumens: NR

λ (nm)	Power W [^] /nm	Lumens (φ/nm)	λ (nm)	Power W [^] /nm	Lumens (φ/nm)	λ (nm)	Power W [^] /nm	Lumens (φ/nm)	λ (nm)	Power W [^] /nm	Lumens (φ/nm)	λ (nm)	Power W [^] /nm	Lumens (φ/nm)
360	0	NR	490	112	NR	620	618	NR	750	15	NR	880	0	NR
365	0	NR	495	153	NR	625	563	NR	755	13	NR	885	0	NR
370	0	NR	500	216	NR	630	510	NR	760	11	NR	890	0	NR
375	0	NR	505	291	NR	635	456	NR	765	9	NR	895	0	NR
380	0	NR	510	366	NR	640	407	NR	770	8	NR	900	0	NR
385	0	NR	515	436	NR	645	359	NR	775	7	NR	905	0	NR
390	0	NR	520	492	NR	650	316	NR	780	6	NR	910	0	NR
395	2	NR	525	536	NR	655	277	NR	785	5	NR	915	0	NR
400	4	NR	530	567	NR	660	240	NR	790	4	NR	920	0	NR
405	7	NR	535	596	NR	665	208	NR	795	4	NR	925	0	NR
410	12	NR	540	619	NR	670	179	NR	800	3	NR	930	0	NR
415	25	NR	545	644	NR	675	154	NR	805	3	NR	935	0	NR
420	51	NR	550	671	NR	680	133	NR	810	3	NR	940	0	NR
425	100	NR	555	701	NR	685	114	NR	815	2	NR	945	0	NR
430	180	NR	560	735	NR	690	98	NR	820	2	NR	950	0	NR
435	315	NR	565	768	NR	695	83	NR	825	2	NR	955	0	NR
440	514	NR	570	798	NR	700	71	NR	830	1	NR	960	0	NR
445	828	NR	575	825	NR	705	61	NR	835	1	NR	965	0	NR
450	992	NR	580	843	NR	710	52	NR	840	1	NR	970	0	NR
455	652	NR	585	848	NR	715	44	NR	845	1	NR	975	0	NR
460	382	NR	590	844	NR	720	38	NR	850	1	NR	980	0	NR
465	282	NR	595	826	NR	725	32	NR	855	1	NR	985	0	NR
470	180	NR	600	800	NR	730	28	NR	860	1	NR	990	0	NR
475	119	NR	605	762	NR	735	24	NR	865	1	NR	995	0	NR
480	101	NR	610	719	NR	740	20	NR	870	1	NR	1000	0	NR
485	98	NR	615	669	NR	745	17	NR	875	0	NR			

REPORT NUMBER: SP1-2407-157-5

Scotopic Flux vs. Wavelength



Scotopic Lumens: NR

S/P: 1.49

λ (nm)	Power W [^] /nm	Lumens (φ/nm)	λ (nm)	Power W [^] /nm	Lumens (φ/nm)	λ (nm)	Power W [^] /nm	Lumens (φ/nm)	λ (nm)	Power W [^] /nm	Lumens (φ/nm)	λ (nm)	Power W [^] /nm	Lumens (φ/nm)
360	0	NR	490	112	NR	620	618	NR	750	15	NR	880	0	NR
365	0	NR	495	153	NR	625	563	NR	755	13	NR	885	0	NR
370	0	NR	500	216	NR	630	510	NR	760	11	NR	890	0	NR
375	0	NR	505	291	NR	635	456	NR	765	9	NR	895	0	NR
380	0	NR	510	366	NR	640	407	NR	770	8	NR	900	0	NR
385	0	NR	515	436	NR	645	359	NR	775	7	NR	905	0	NR
390	0	NR	520	492	NR	650	316	NR	780	6	NR	910	0	NR
395	2	NR	525	536	NR	655	277	NR	785	5	NR	915	0	NR
400	4	NR	530	567	NR	660	240	NR	790	4	NR	920	0	NR
405	7	NR	535	596	NR	665	208	NR	795	4	NR	925	0	NR
410	12	NR	540	619	NR	670	179	NR	800	3	NR	930	0	NR
415	25	NR	545	644	NR	675	154	NR	805	3	NR	935	0	NR
420	51	NR	550	671	NR	680	133	NR	810	3	NR	940	0	NR
425	100	NR	555	701	NR	685	114	NR	815	2	NR	945	0	NR
430	180	NR	560	735	NR	690	98	NR	820	2	NR	950	0	NR
435	315	NR	565	768	NR	695	83	NR	825	2	NR	955	0	NR
440	514	NR	570	798	NR	700	71	NR	830	1	NR	960	0	NR
445	828	NR	575	825	NR	705	61	NR	835	1	NR	965	0	NR
450	992	NR	580	843	NR	710	52	NR	840	1	NR	970	0	NR
455	652	NR	585	848	NR	715	44	NR	845	1	NR	975	0	NR
460	382	NR	590	844	NR	720	38	NR	850	1	NR	980	0	NR
465	282	NR	595	826	NR	725	32	NR	855	1	NR	985	0	NR
470	180	NR	600	800	NR	730	28	NR	860	1	NR	990	0	NR
475	119	NR	605	762	NR	735	24	NR	865	1	NR	995	0	NR
480	101	NR	610	719	NR	740	20	NR	870	1	NR	1000	0	NR
485	98	NR	615	669	NR	745	17	NR	875	0	NR			

REPORT NUMBER: SP1-2407-157-5

Melanopic Flux vs. Wavelength



Melanopic Lumens: NR

M/P: 2.88

λ (nm)	Power W [^] /nm	Lumens (φ/nm)	λ (nm)	Power W [^] /nm	Lumens (φ/nm)	λ (nm)	Power W [^] /nm	Lumens (φ/nm)	λ (nm)	Power W [^] /nm	Lumens (φ/nm)	λ (nm)	Power W [^] /nm	Lumens (φ/nm)
360	0	NR	490	112	NR	620	618	NR	750	15	NR	880	0	NR
365	0	NR	495	153	NR	625	563	NR	755	13	NR	885	0	NR
370	0	NR	500	216	NR	630	510	NR	760	11	NR	890	0	NR
375	0	NR	505	291	NR	635	456	NR	765	9	NR	895	0	NR
380	0	NR	510	366	NR	640	407	NR	770	8	NR	900	0	NR
385	0	NR	515	436	NR	645	359	NR	775	7	NR	905	0	NR
390	0	NR	520	492	NR	650	316	NR	780	6	NR	910	0	NR
395	2	NR	525	536	NR	655	277	NR	785	5	NR	915	0	NR
400	4	NR	530	567	NR	660	240	NR	790	4	NR	920	0	NR
405	7	NR	535	596	NR	665	208	NR	795	4	NR	925	0	NR
410	12	NR	540	619	NR	670	179	NR	800	3	NR	930	0	NR
415	25	NR	545	644	NR	675	154	NR	805	3	NR	935	0	NR
420	51	NR	550	671	NR	680	133	NR	810	3	NR	940	0	NR
425	100	NR	555	701	NR	685	114	NR	815	2	NR	945	0	NR
430	180	NR	560	735	NR	690	98	NR	820	2	NR	950	0	NR
435	315	NR	565	768	NR	695	83	NR	825	2	NR	955	0	NR
440	514	NR	570	798	NR	700	71	NR	830	1	NR	960	0	NR
445	828	NR	575	825	NR	705	61	NR	835	1	NR	965	0	NR
450	992	NR	580	843	NR	710	52	NR	840	1	NR	970	0	NR
455	652	NR	585	848	NR	715	44	NR	845	1	NR	975	0	NR
460	382	NR	590	844	NR	720	38	NR	850	1	NR	980	0	NR
465	282	NR	595	826	NR	725	32	NR	855	1	NR	985	0	NR
470	180	NR	600	800	NR	730	28	NR	860	1	NR	990	0	NR
475	119	NR	605	762	NR	735	24	NR	865	1	NR	995	0	NR
480	101	NR	610	719	NR	740	20	NR	870	1	NR	1000	0	NR
485	98	NR	615	669	NR	745	17	NR	875	0	NR			

Summary

$R_f = 73.2$
 $R_g = 93.9$
 $CIE R_a = 71.0$
 $R_g = -38.4$



Color Vector Graphics



Individual Sample Fidelity Index ($R_{f,i}$)

CES01 = 85	CES26 = 61	CES51 = 88	CES76 = 50
CES02 = 61	CES27 = 88	CES52 = 87	CES77 = 69
CES03 = 30	CES28 = 81	CES53 = 77	CES78 = 53
CES04 = 70	CES29 = 65	CES54 = 84	CES79 = 81
CES05 = 47	CES30 = 81	CES55 = 83	CES80 = 78
CES06 = 50	CES31 = 69	CES56 = 73	CES81 = 77
CES07 = 40	CES32 = 60	CES57 = 72	CES82 = 91
CES08 = 39	CES33 = 76	CES58 = 73	CES83 = 89
CES09 = 29	CES34 = 70	CES59 = 85	CES84 = 86
CES10 = 74	CES35 = 83	CES60 = 89	CES85 = 77
CES11 = 57	CES36 = 91	CES61 = 81	CES86 = 71
CES12 = 63	CES37 = 79	CES62 = 85	CES87 = 76
CES13 = 42	CES38 = 92	CES63 = 72	CES88 = 80
CES14 = 74	CES39 = 96	CES64 = 64	CES89 = 70
CES15 = 71	CES40 = 91	CES65 = 61	CES90 = 79
CES16 = 46	CES41 = 93	CES66 = 57	CES91 = 74
CES17 = 49	CES42 = 80	CES67 = 54	CES92 = 57
CES18 = 56	CES43 = 76	CES68 = 63	CES93 = 74
CES19 = 72	CES44 = 99	CES69 = 73	CES94 = 51
CES20 = 65	CES45 = 85	CES70 = 55	CES95 = 65
CES21 = 86	CES46 = 82	CES71 = 48	CES96 = 76
CES22 = 78	CES47 = 86	CES72 = 83	CES97 = 84
CES23 = 92	CES48 = 77	CES73 = 45	CES98 = 75
CES24 = 91	CES49 = 80	CES74 = 93	CES99 = 62
CES25 = 72	CES50 = 88	CES75 = 51	



Color Rendition by Hue-Angle Bin



Measure Comparisons



(END OF REPORT)